

Scaled data based on original data using  
LM-79-08 Approved Method: Electrical and Photometric Measurements of Solid-  
State Lighting Products

Test Report Prepared for  
Cooper Lighting Solutions  
(formerly Eaton)

Brand: INVUE

Report Number: P140911

Luminaire Tested: **ECM-E02-LED-E1-SL2-7050**

Issue Date: 03/03/2020

**Test Information**

Test Method: LM-79-08  
Report Number: P140911  
REPORT IS SCALED FROM IESNA LM-79-08 TEST DATA (P33690)  
Test Lab: INNOVATION CENTER-P3  
Issue Date: 03/03/2020  
Manufacturer: COOPER LIGHTING SOLUTIONS (FORMERLY EATON)  
Product Line: INVUE  
Catalog Number: ECM-E02-LED-E1-SL2-7050  
Description: EPIC CLASSICAL MEDIUM DECORATIVE LED LUMINAIRE  
(2) LIGHTBARS WITH AccuLED OPTICS - TYPE 2 W/ SPILL LIGHT CONTROL  
Light Source: (42) 5000K CCT, 70 CRI LEDs  
Ballast/Driver: -

**Summary**

Lumens per Lamp: N/A  
Luminaire Lumens: 5906 lumens  
Efficiency: N/A  
Efficacy: 113.4 lumens/watt  
Luminous Opening: Rectangular (W 0.33' x L: 1' x H: 0')  
IES Classification: Type II - Short - Non-Cutoff  
BUG Rating: B1 - U0 - G2

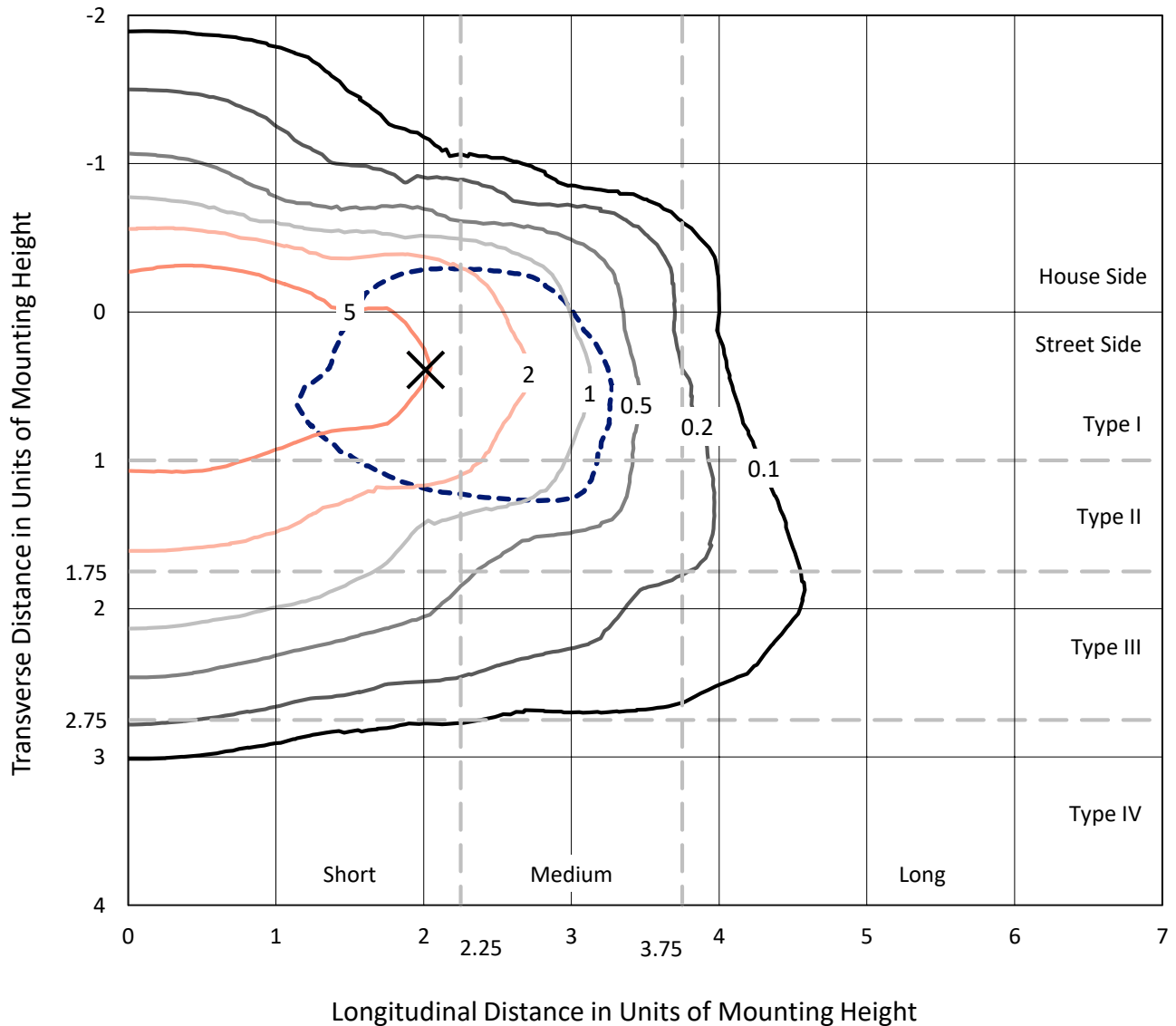
Input Watts (W): 52.1  
Input Voltage (V): NR  
Input Current (Ain): NR  
Voltage Rise (V): NR  
Power Factor: NR  
Total Harmonic Distortion (THDi): NR  
Frequency (hertz): 60  
Stabilization Time: NR  
Operation Time: NR  
Ambient Temperature (°C): NR  
Test Distance: 25 FT



REPORT NUMBER: P140911  
 CATALOG NUMBER: ECM-E02-LED-E1-SL2-7050

### Iso-Footcandle Lines of Horizontal Illumination

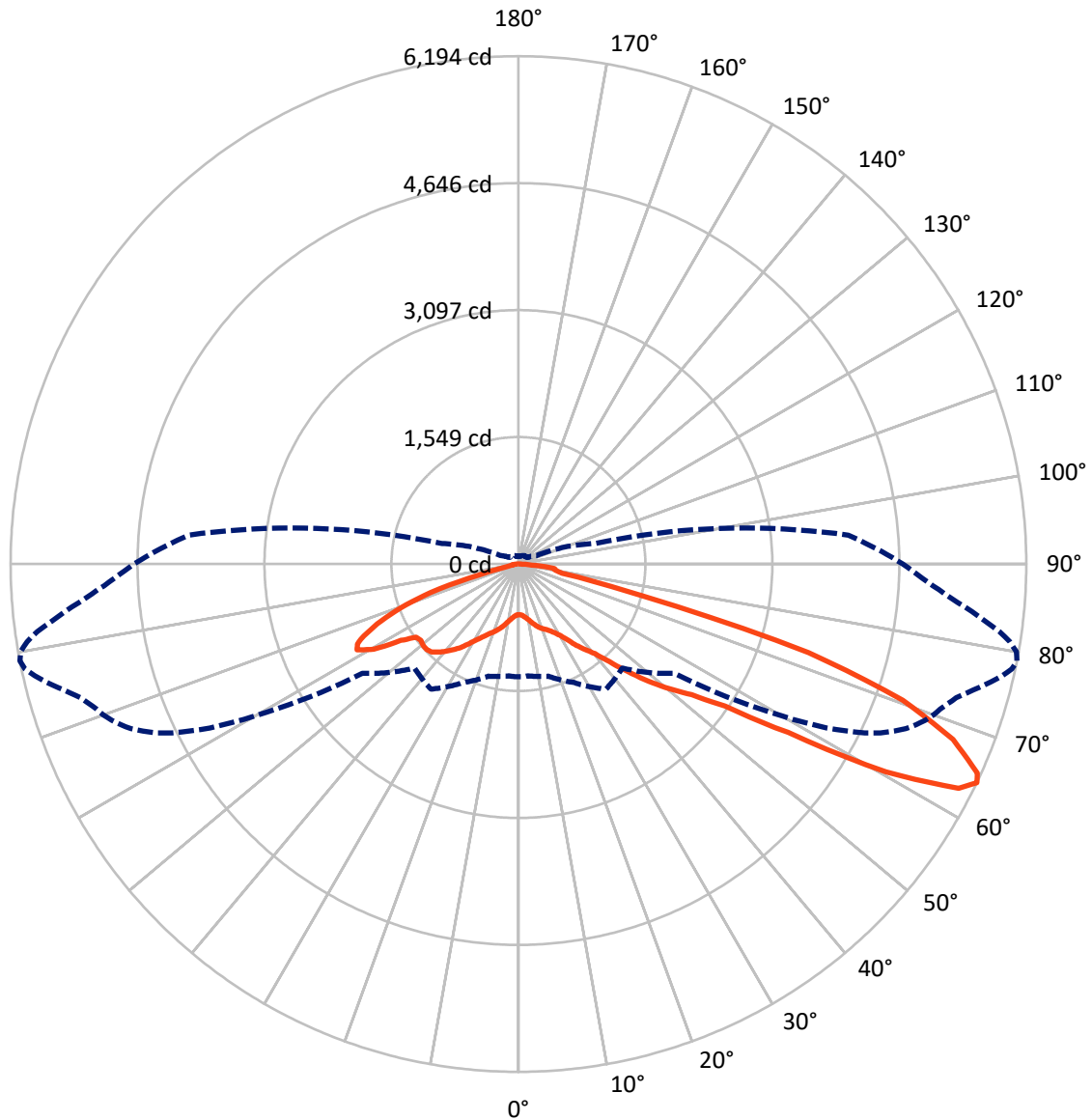
× Max cd  
 - - - 1/2 Max cd



Based on 10 foot mounting height. Maximum calculated value = 8.2 fc  
 Type II - Short - Non-Cutoff

REPORT NUMBER: P140911  
CATALOG NUMBER: ECM-E02-LED-E1-SL2-7050

### Luminous Intensity Polar Plot



— Vertical Plane Through 79-Deg Lateral    - - - Horizontal Cone Through 64-Deg Vertical

REPORT NUMBER: P140911

CATALOG NUMBER: ECM-E02-LED-E1-SL2-7050

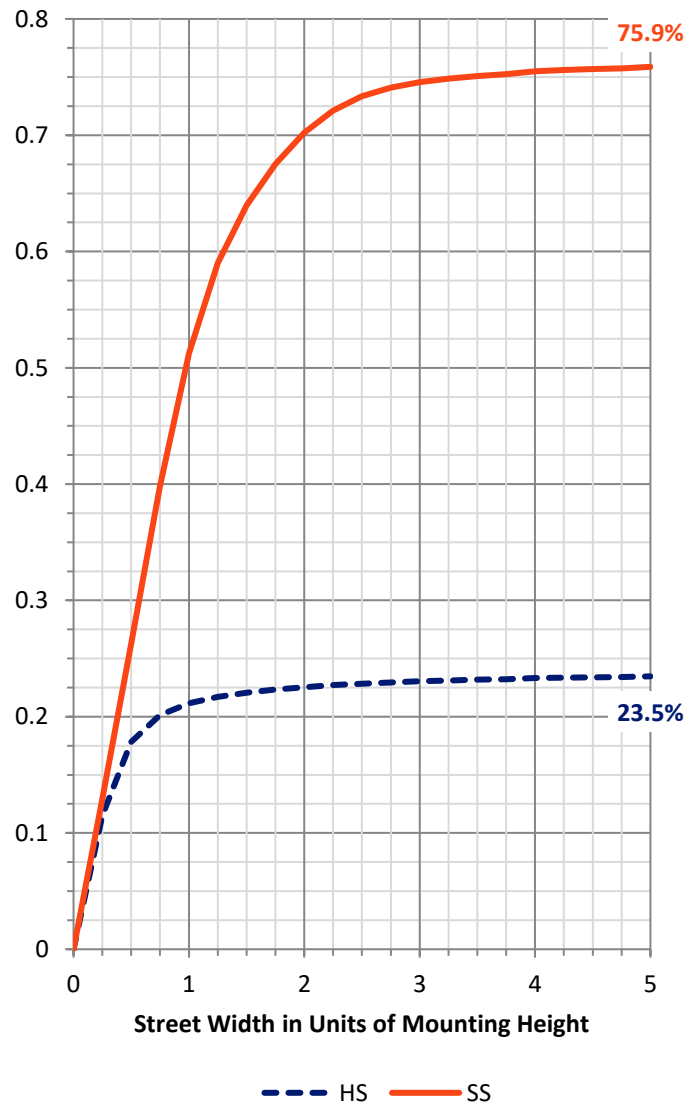
**FLUX DISTRIBUTION:**

		Downward	Upward	Total
<b>House Side</b>	Lumens	1407.8	0.0	1407.8
	% Fixture	23.8	0.0	23.8
<b>Street Side</b>	Lumens	4498.3	0.0	4498.3
	% Fixture	76.2	0.0	76.2
<b>Total</b>	Lumens	5906.0	0.0	5906.0
	% Fixture	100.0	0.0	100.0

**Coefficient of Utilization**

**ZONAL LUMENS:**

Zone	Lumens	% Fixture
0°-10°	61.2	1.0
10°-20°	198.4	3.4
20°-30°	340.5	5.8
30°-40°	569.3	9.6
40°-50°	975.2	16.5
50°-60°	1315.5	22.3
60°-70°	1664.1	28.2
70°-80°	664.0	11.2
80°-90°	117.8	2.0
90°-100°	0.0	0.0
100°-110°	0.0	0.0
110°-120°	0.0	0.0
120°-130°	0.0	0.0
130°-140°	0.0	0.0
140°-150°	0.0	0.0
150°-160°	0.0	0.0
160°-170°	0.0	0.0
170°-180°	0.0	0.0
0°-90°	5906.0	100.0
0°-180°	5906.0	100.0



REPORT NUMBER: P140911

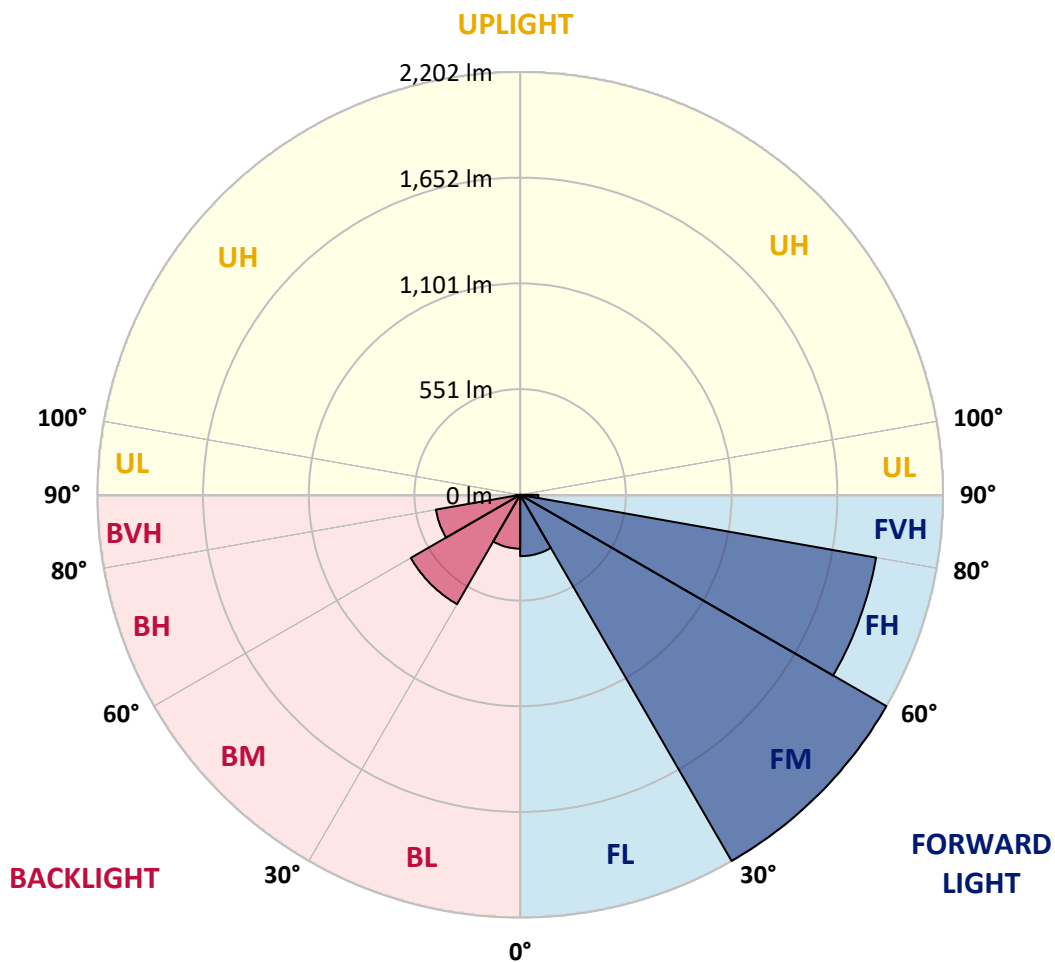
CATALOG NUMBER: ECM-E02-LED-E1-SL2-7050

**LUMINAIRE CLASSIFICATION SYSTEM LUMEN TABLE AND BUG RATING:**

Zone	Lumens	% Fixture	Zone Rating/Lumen Limit		
			B	U	G
FL (0°-30°)	319.6	5.4			
FM (30°-60°)	2202.2	37.3			
FH (60°-80°)	1882.1	31.9			G2/5000
FVH (80°-90°)	94.3	1.6			G1/100
BL (0°-30°)	280.5	4.7	B1/500		
BM (30°-60°)	657.8	11.1	B1/1000		
BH (60°-80°)	445.9	7.6	B1/500		G1/500
BVH (80°-90°)	23.5	0.4			G1/100
UL (90°-100°)	0.0	0.0		U0/0	
UH (100°-180°)	0.0	0.0		U0/0	

**BUG Rating: B1-U0-G2**

Type II Short





REPORT NUMBER: P140911

CATALOG NUMBER: ECM-E02-LED-E1-SL2-7050

**CANDELA DISTRIBUTION (FULL):**

	0°	5°	15°	25°	35°	45°	55°	60°	61°	62°	64°
0°	617.7	617.7	617.7	617.7	617.7	617.7	617.7	617.7	617.7	617.7	617.7
2.5°	615.0	615.7	615.0	617.0	618.4	620.5	620.5	620.5	620.5	620.5	620.5
5°	614.3	615.0	614.3	617.7	621.1	625.2	629.3	630.7	630.7	631.4	632.1
7.5°	620.5	621.1	620.5	624.6	629.3	636.2	643.7	647.8	648.5	649.2	650.6
10°	639.6	638.2	635.5	639.6	644.4	654.7	663.5	670.4	672.4	673.1	675.9
12.5°	664.9	664.2	659.4	657.4	660.1	671.8	688.2	697.8	699.8	700.5	703.2
15°	684.1	682.0	677.9	675.2	680.0	692.3	714.2	726.5	730.6	731.3	736.1
17.5°	696.4	695.0	688.2	686.1	693.6	712.8	740.2	755.2	757.9	760.0	765.5
20°	716.9	712.8	702.5	693.6	699.8	729.2	761.4	777.1	781.2	783.3	788.0
22.5°	744.3	740.8	728.5	706.0	706.0	738.8	780.5	798.3	801.7	805.8	811.3
25°	791.5	788.7	764.8	726.5	716.9	748.4	798.3	822.3	825.7	830.5	838.7
27.5°	840.0	836.6	809.9	758.6	736.1	766.2	824.3	853.0	857.8	863.3	872.9
30°	902.3	896.1	869.5	809.9	773.7	794.9	865.3	901.6	907.1	913.9	926.9
32.5°	1041.8	1044.6	996.0	933.1	869.5	860.6	929.0	973.4	981.6	990.5	1008.3
35°	1269.0	1258.0	1240.2	1175.9	1105.5	1035.7	1052.8	1100.7	1109.6	1112.3	1119.8
37.5°	1414.0	1420.1	1434.5	1434.5	1381.8	1352.4	1303.8	1280.6	1282.6	1285.4	1279.2
40°	1494.7	1507.7	1556.9	1623.3	1671.2	1697.9	1689.7	1580.9	1567.9	1550.8	1496.1
42.5°	1552.8	1565.8	1650.0	1777.2	1896.2	1990.6	2042.6	1957.1	1947.5	1906.5	1840.8
45°	1588.4	1598.7	1699.9	1880.5	2060.4	2221.2	2363.5	2333.4	2330.6	2295.7	2209.5
47.5°	1581.6	1590.5	1695.8	1913.3	2149.3	2367.6	2587.8	2642.6	2645.3	2636.4	2583.7
50°	1480.3	1501.5	1606.2	1840.8	2100.1	2424.3	2732.9	2875.8	2879.9	2888.1	2867.6
52.5°	1390.0	1406.4	1500.2	1710.2	1959.2	2368.3	2819.7	3046.8	3081.7	3101.6	3139.9
55°	1353.1	1362.7	1434.5	1613.0	1842.9	2218.4	2849.2	3170.7	3232.9	3270.5	3358.1
57.5°	1346.3	1353.8	1409.2	1545.3	1765.6	2063.8	2839.6	3336.9	3435.4	3506.5	3676.2
60°	1392.1	1398.9	1437.9	1552.2	1712.2	1951.0	2752.0	3555.8	3694.0	3885.5	4159.1
62.5°	1426.3	1429.7	1477.6	1637.7	1771.1	1840.8	2529.0	3709.0	3954.6	4198.1	4605.2
64°	1376.3	1369.5	1416.7	1593.2	1862.0	1793.6	2322.4	3701.5	3989.5	4259.7	4700.2
65°	1303.2	1307.9	1350.4	1506.3	1846.3	1791.6	2187.0	3619.4	3918.4	4205.0	4655.8
67.5°	1012.4	1030.9	1042.5	1185.5	1512.5	1849.7	1831.3	3096.8	3397.1	3670.7	4203.6
70°	544.5	542.5	568.5	681.3	1052.1	1569.9	1571.3	2182.9	2515.3	2855.3	3385.5
72.5°	200.4	210.7	231.2	311.3	546.6	1132.8	1440.0	1513.8	1662.3	1932.5	2501.0
75°	114.9	116.3	120.4	146.4	263.4	625.2	1338.0	1339.4	1350.4	1394.8	1704.0
77.5°	89.6	86.9	88.9	95.1	143.7	329.0	1073.3	1272.4	1271.0	1264.2	1309.3
80°	67.0	69.8	73.9	73.9	88.9	176.5	610.2	1132.1	1170.4	1199.2	1215.6
82.5°	54.0	56.1	66.4	66.4	65.0	99.9	288.0	838.7	959.1	1037.1	1158.1
85°	34.9	36.9	56.1	55.4	52.7	58.8	150.5	281.2	303.0	369.4	525.4
87.5°	9.6	11.6	26.0	22.6	27.4	21.9	56.1	85.5	105.3	119.0	149.8
90°	0.0	0.0	0.0	0.0	0.0	0.0	0.0	0.0	0.0	0.0	0.0



REPORT NUMBER: P140911

CATALOG NUMBER: ECM-E02-LED-E1-SL2-7050

**CANDELA DISTRIBUTION (continued):**

	65°	66°	67°	68°	69°	70°	71°	72°	73°	74°	75°
0°	617.7	617.7	617.7	617.7	617.7	617.7	617.7	617.7	617.7	617.7	617.7
2.5°	620.5	620.5	620.5	621.1	621.1	621.1	621.1	621.1	621.8	620.5	620.5
5°	632.8	632.1	632.8	632.8	634.8	634.1	634.8	634.8	634.1	635.5	635.5
7.5°	652.6	651.2	652.6	653.3	654.0	656.7	656.7	658.1	658.8	659.4	658.1
10°	676.5	678.6	679.3	679.3	682.7	684.1	684.1	686.1	688.2	689.5	688.9
12.5°	706.0	707.3	708.0	712.1	712.8	714.9	718.3	720.3	720.3	723.7	725.8
15°	738.8	740.2	744.3	745.6	748.4	751.8	753.8	755.9	755.9	762.1	764.1
17.5°	766.8	769.6	772.3	774.4	779.2	782.6	786.0	788.0	791.5	794.2	799.0
20°	790.8	794.2	797.6	801.7	805.2	808.6	812.7	815.4	819.5	823.6	828.4
22.5°	814.0	818.1	822.3	825.7	830.5	833.9	837.3	842.1	844.8	848.9	854.4
25°	839.4	846.2	850.3	855.1	859.9	864.7	868.8	872.9	877.0	882.5	887.9
27.5°	879.7	883.1	888.6	891.3	899.6	905.0	910.5	911.2	916.7	926.9	928.3
30°	932.4	938.5	942.0	951.5	952.9	955.0	963.9	970.0	976.9	985.1	988.5
32.5°	1011.7	1017.2	1022.0	1024.7	1032.3	1044.6	1045.9	1051.4	1063.0	1065.1	1077.4
35°	1128.0	1129.4	1136.9	1141.0	1150.6	1157.4	1160.9	1165.7	1171.8	1186.2	1189.6
37.5°	1267.6	1279.2	1269.6	1260.1	1277.2	1275.1	1279.2	1273.7	1290.2	1290.8	1297.0
40°	1484.4	1479.6	1459.1	1437.2	1427.0	1420.8	1408.5	1405.8	1414.7	1410.6	1412.6
42.5°	1803.9	1758.7	1723.9	1697.9	1665.7	1630.8	1611.0	1580.9	1580.9	1572.0	1580.2
45°	2179.4	2128.8	2063.8	2002.3	1962.6	1916.8	1869.6	1838.1	1805.9	1782.0	1803.2
47.5°	2549.5	2515.3	2442.8	2386.0	2306.7	2238.3	2163.7	2098.7	2060.4	2032.4	2036.5
50°	2871.0	2839.6	2802.0	2725.3	2665.1	2595.4	2516.7	2431.2	2348.4	2314.9	2286.2
52.5°	3141.9	3131.0	3098.8	3063.3	3014.0	2939.5	2889.5	2808.1	2710.3	2639.8	2609.7
55°	3381.4	3400.5	3417.6	3410.1	3392.3	3382.7	3321.2	3265.8	3199.4	3178.9	3116.6
57.5°	3758.3	3813.7	3879.4	3915.6	3951.2	4032.6	4052.4	4031.2	4039.4	4034.0	4001.1
60°	4291.9	4425.9	4540.9	4632.5	4730.3	4825.4	4937.6	5011.5	5042.3	5161.3	5159.3
62.5°	4749.5	4928.0	5075.1	5185.3	5299.5	5385.7	5458.2	5532.1	5622.4	5708.6	5817.3
64°	4874.0	5014.2	5133.9	5232.5	5314.5	5385.0	5440.4	5508.1	5582.7	5694.2	5814.6
65°	4809.7	4967.7	5054.6	5143.5	5217.4	5272.1	5328.9	5390.5	5484.9	5573.1	5701.7
67.5°	4372.6	4492.3	4618.2	4700.9	4772.1	4804.2	4857.6	4908.9	4961.6	5050.5	5211.2
70°	3687.1	3821.2	4002.5	4080.5	4154.4	4166.0	4215.9	4254.2	4289.1	4407.5	4486.8
72.5°	2766.4	3026.3	3204.2	3341.0	3356.0	3414.2	3434.7	3450.5	3490.1	3512.0	3536.0
75°	1906.5	2140.5	2291.6	2343.6	2407.2	2376.5	2340.9	2215.7	2216.4	2110.4	1990.0
77.5°	1341.5	1377.7	1379.1	1379.8	1295.6	1246.4	1190.3	1118.5	1090.4	1034.3	957.7
80°	1216.3	1212.2	1186.9	1156.1	1110.2	1044.6	976.9	929.7	892.7	851.0	796.3
82.5°	1173.9	1183.4	1165.0	1139.0	1112.3	1047.3	969.3	895.4	834.6	768.2	701.2
85°	571.9	588.3	641.7	676.5	684.8	644.4	589.0	521.9	457.6	385.1	351.6
87.5°	171.7	184.0	188.1	199.7	214.1	195.0	171.7	153.9	123.8	107.4	84.1
90°	0.0	0.0	0.0	0.0	0.0	0.0	0.0	0.0	0.0	0.0	0.0





REPORT NUMBER: P140911

CATALOG NUMBER: ECM-E02-LED-E1-SL2-7050

**CANDELA DISTRIBUTION (continued):**

	76°	77°	78°	79°	80°	81°	82°	83°	84°	85°	86°
0°	617.7	617.7	617.7	617.7	617.7	617.7	617.7	617.7	617.7	617.7	617.7
2.5°	620.5	621.1	621.1	620.5	621.1	621.1	621.8	621.1	621.1	621.1	620.5
5°	634.1	636.9	636.2	636.2	637.6	637.6	636.9	638.2	637.6	637.6	636.9
7.5°	660.1	660.1	662.2	662.9	661.5	661.5	662.9	663.5	664.9	665.6	665.6
10°	690.2	693.6	693.6	694.3	695.0	697.1	697.8	697.8	699.1	699.1	700.5
12.5°	727.2	728.5	729.9	733.3	734.0	734.0	737.4	736.7	736.7	740.2	740.8
15°	766.8	768.9	772.3	773.7	775.1	778.5	780.5	782.6	781.9	786.7	788.0
17.5°	801.7	803.8	807.9	811.3	813.4	815.4	816.8	819.5	823.6	827.0	827.7
20°	829.8	832.5	837.3	841.4	844.8	846.9	852.4	855.1	856.5	859.2	862.6
22.5°	857.1	861.9	866.7	868.1	875.6	877.7	881.8	885.9	888.6	894.8	896.8
25°	891.3	895.4	901.6	905.7	910.5	914.6	918.7	922.1	928.3	933.8	936.5
27.5°	936.5	939.9	944.7	952.2	956.3	959.1	966.6	973.4	976.2	981.6	986.4
30°	996.0	999.4	1006.3	1013.8	1017.2	1026.1	1031.6	1036.4	1041.8	1049.4	1056.2
32.5°	1082.9	1087.0	1093.1	1102.7	1102.7	1108.9	1120.5	1130.8	1134.9	1143.8	1148.6
35°	1197.1	1197.8	1204.6	1219.0	1223.1	1221.7	1232.7	1242.3	1245.0	1258.7	1267.6
37.5°	1307.9	1310.0	1318.2	1323.7	1331.2	1336.7	1344.2	1358.6	1358.6	1378.4	1386.6
40°	1422.9	1433.1	1434.5	1435.9	1448.2	1470.1	1477.6	1492.0	1505.0	1524.1	1533.0
42.5°	1589.8	1600.7	1613.7	1628.8	1647.2	1659.6	1673.9	1694.4	1699.9	1723.9	1730.0
45°	1818.3	1831.3	1866.1	1869.6	1902.4	1918.8	1942.8	1970.1	1977.0	1992.7	1984.5
47.5°	2046.1	2061.1	2099.4	2139.1	2169.2	2197.9	2204.8	2216.4	2226.6	2217.1	2219.8
50°	2298.5	2320.4	2356.6	2391.5	2414.1	2446.9	2446.9	2449.7	2440.1	2424.3	2399.0
52.5°	2594.0	2597.4	2620.7	2648.0	2668.6	2675.4	2675.4	2659.7	2636.4	2611.1	2561.8
55°	3087.2	3049.6	3056.4	3056.4	3041.4	3029.1	3019.5	2981.2	2935.3	2889.5	2844.4
57.5°	3975.8	4011.4	3905.4	3876.6	3878.0	3784.3	3746.0	3680.3	3631.0	3549.0	3479.9
60°	5243.4	5218.8	5183.9	5151.0	5153.8	5030.0	4943.1	4845.3	4759.8	4579.2	4502.6
62.5°	5914.5	6002.0	6052.0	6026.7	5968.5	5891.2	5748.9	5600.5	5450.0	5296.8	5159.3
64°	5939.1	6054.7	6153.2	6194.3	6166.9	6069.1	5924.0	5739.3	5560.1	5379.5	5213.3
65°	5820.1	5966.5	6093.7	6151.2	6152.5	6066.3	5921.3	5735.2	5543.7	5334.4	5161.3
67.5°	5326.2	5494.5	5619.6	5716.1	5798.9	5755.1	5654.5	5456.8	5275.6	5038.2	4848.7
70°	4585.3	4689.3	4830.2	4971.1	5037.5	5047.8	5010.1	4910.3	4698.2	4505.3	4261.1
72.5°	3533.9	3695.3	3612.6	3699.5	3754.9	3700.8	3707.7	3537.3	3468.9	3299.3	3127.6
75°	1871.6	1877.1	1841.5	1582.9	1550.8	1432.4	1563.8	1329.1	1249.1	1175.2	1080.1
77.5°	868.1	755.9	651.2	543.8	444.6	389.2	303.7	267.5	240.8	212.1	218.2
80°	725.8	639.6	547.9	454.2	381.7	308.5	247.6	192.2	153.9	129.3	117.7
82.5°	642.3	566.4	502.8	445.3	393.3	321.5	264.1	203.9	156.7	118.3	91.7
85°	290.0	227.1	206.6	162.8	138.2	117.7	93.7	77.3	63.6	54.0	42.4
87.5°	67.7	46.5	39.7	37.6	32.8	30.8	26.0	27.4	22.6	17.8	18.5
90°	0.0	0.0	0.0	0.0	0.0	0.0	0.0	0.0	0.0	0.0	0.0



REPORT NUMBER: P140911

CATALOG NUMBER: ECM-E02-LED-E1-SL2-7050

**CANDELA DISTRIBUTION (continued):**

	87°	88°	89°	90°	95°	105°	115°	125°	135°	145°	155°
0°	617.7	617.7	617.7	617.7	617.7	617.7	617.7	617.7	617.7	617.7	617.7
2.5°	620.5	620.5	621.1	621.1	621.8	623.2	625.2	623.2	623.2	623.2	623.9
5°	638.2	638.9	638.2	638.2	639.6	641.7	642.3	638.2	636.2	634.1	631.4
7.5°	664.2	667.0	666.3	666.3	667.7	667.7	666.3	660.1	654.0	644.4	636.2
10°	700.5	701.9	701.9	701.9	703.9	705.3	699.1	685.4	669.0	651.9	636.9
12.5°	743.6	742.9	745.0	747.0	745.6	745.6	734.0	712.8	686.1	658.1	632.1
15°	788.7	789.4	789.4	792.8	793.5	790.8	772.3	739.5	698.4	656.0	614.3
17.5°	831.1	832.5	833.2	835.9	839.4	831.8	805.2	760.7	700.5	636.9	580.8
20°	866.7	868.8	870.8	872.9	876.3	870.8	835.2	770.9	689.5	606.1	541.8
22.5°	898.9	902.3	903.7	907.1	912.5	905.7	862.6	770.9	664.9	572.6	498.0
25°	937.9	942.0	948.8	950.2	959.8	952.2	884.5	765.5	636.9	530.2	450.8
27.5°	989.2	993.3	999.4	1002.8	1014.5	1004.2	900.9	751.1	602.0	484.3	405.0
30°	1056.9	1061.0	1068.5	1071.9	1093.1	1058.9	911.9	729.2	561.6	431.0	352.3
32.5°	1151.3	1162.2	1161.6	1170.4	1189.6	1119.8	916.7	698.4	511.0	376.9	303.0
35°	1275.1	1282.6	1289.5	1301.8	1310.7	1184.8	913.2	658.1	448.1	320.8	259.9
37.5°	1394.1	1407.1	1411.9	1420.1	1418.1	1228.6	899.6	595.1	379.7	270.9	230.5
40°	1542.6	1550.1	1565.2	1572.7	1536.4	1270.3	867.4	511.0	311.3	238.1	211.4
42.5°	1740.3	1749.9	1742.3	1740.3	1670.5	1293.6	805.8	426.9	260.6	214.1	195.6
45°	1980.4	1984.5	1961.9	1946.9	1825.1	1291.5	716.2	347.5	225.7	196.3	182.0
47.5°	2197.2	2189.0	2159.6	2137.0	1959.2	1243.6	604.0	286.6	207.3	182.0	171.0
50°	2376.5	2340.2	2308.7	2280.0	2066.6	1170.4	496.6	241.5	189.5	170.3	160.1
52.5°	2538.6	2489.3	2452.4	2403.8	2164.4	1074.0	411.1	210.7	171.7	158.7	148.4
55°	2778.7	2721.2	2674.0	2626.1	2337.5	998.7	355.7	187.4	153.9	146.4	136.8
57.5°	3467.6	3313.6	3271.9	3228.8	2801.3	982.3	323.6	169.0	140.2	134.8	128.6
60°	4409.5	4309.6	4242.6	4137.3	3571.5	1035.0	299.6	155.3	130.7	127.2	121.8
62.5°	5023.8	4903.4	4792.6	4685.2	4023.7	1033.6	270.2	146.4	125.2	124.5	116.3
64°	5062.8	4928.0	4804.2	4688.6	4038.1	965.9	243.5	140.2	125.2	125.2	112.9
65°	4998.5	4863.1	4735.1	4614.7	3956.0	913.9	225.7	137.5	127.2	126.6	110.8
67.5°	4670.8	4534.7	4391.0	4261.8	3608.5	716.2	178.5	132.7	138.2	133.4	108.8
70°	4091.4	3936.8	3828.7	3735.7	3097.5	500.1	141.6	135.4	151.2	141.6	114.2
72.5°	2965.4	2839.6	2838.2	2732.9	2345.0	317.4	114.2	134.8	150.5	140.2	118.3
75°	1152.0	987.8	982.3	1019.3	997.4	171.7	98.5	119.0	123.1	117.0	104.7
77.5°	197.0	193.6	191.5	201.8	222.3	95.1	90.3	101.2	91.7	82.8	86.9
80°	109.5	104.7	103.3	103.3	97.1	78.0	80.0	80.7	66.4	61.6	71.8
82.5°	75.9	70.5	67.7	65.7	63.6	69.8	71.1	63.6	47.9	47.2	67.0
85°	36.9	34.9	34.2	34.2	39.0	65.7	58.8	49.3	32.2	32.2	72.5
87.5°	15.7	15.7	13.7	13.7	21.2	41.7	26.7	20.5	13.0	15.0	29.4
90°	0.0	0.0	0.0	0.0	0.0	0.0	0.0	0.0	0.0	0.0	0.0



REPORT NUMBER: P140911

CATALOG NUMBER: ECM-E02-LED-E1-SL2-7050

**CANDELA DISTRIBUTION (continued):**

	165°	175°	180°
0°	617.7	617.7	617.7
2.5°	623.2	624.6	623.9
5°	628.0	628.0	626.6
7.5°	627.3	624.6	623.2
10°	623.2	615.7	615.0
12.5°	612.2	599.9	596.5
15°	580.8	564.4	560.3
17.5°	541.1	521.9	516.5
20°	496.0	474.1	466.5
22.5°	452.2	426.9	419.3
25°	404.3	379.0	374.9
27.5°	351.6	327.7	321.5
30°	303.0	282.5	277.7
32.5°	259.3	244.9	244.9
35°	230.5	218.2	218.2
37.5°	208.0	202.5	201.8
40°	192.9	188.1	187.4
42.5°	181.3	175.8	175.1
45°	169.0	163.5	163.5
47.5°	157.3	151.2	151.9
50°	145.7	140.9	140.9
52.5°	136.1	131.3	130.7
55°	127.2	122.4	121.8
57.5°	119.0	113.6	112.9
60°	110.8	105.3	104.0
62.5°	104.0	97.8	96.5
64°	99.9	93.7	92.3
65°	97.8	91.0	90.3
67.5°	95.8	86.9	86.2
70°	103.3	85.5	82.1
72.5°	104.0	83.5	79.4
75°	98.5	79.4	75.9
77.5°	86.9	72.5	68.4
80°	83.5	56.8	49.9
82.5°	76.6	46.5	39.0
85°	62.9	30.1	28.0
87.5°	36.3	19.8	14.4
90°	0.0	0.0	0.0

(END OF REPORT)